

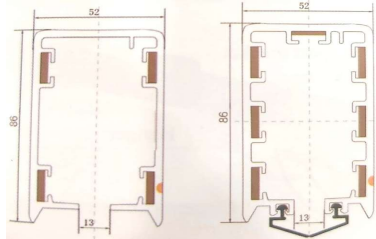





Enclosed Busbar



Model	Pole No	Cross Section	Max.Current	Leakage-distance	Max.Voltage	Resistance	Weight
HKD-4-10/50	4	10	50	55	600	1.656	2.05
HKD-4-15/80	4	15	80	55	600	1.137	2.32
HKD-4-20/100	4	20	100	55	600	1.011	2.47
HKD-4-25/120	4	25	120	55	600	0.713	2.63
HKD-4-25/140	4	35	140	55	600	0.522	2.97



Jointing Box		
Model	Material	Weight (Kg)
HKD-JBX-1	Plastic	0.22



Fixed Hanger		
Model	Material	Weight (Kg)
HKD-HG-1	Steel	0.21



End Cap		
Model	Material	Weight (Kg)
HKD-EC	Plastic	0.05



End Feed		
Model	Material	Weight (Kg)
HKD-EF	Plastic	0.22



Bolted Joint		
Model	Material	Weight (Kg)
HKD-BJ-100A	Steel Cover &	0.048
HKD-BJ-140A	Copper	0.02




Tow Arm		
Model	Material	Weight (Kg)
HKD-TA	Steel	0.53



Line Feed	
Model	Weight (Kg)
HKD-LF-100A	1.77
HKD-LF-140A	2.02



Carbon Brush	
Model	Weight (Kg)
HKD-CB-1	0.03



Current Collector			
Model	Poles	Power Rating	Weight (Kg)
HKD-CC-40A	4	40A	0.61